

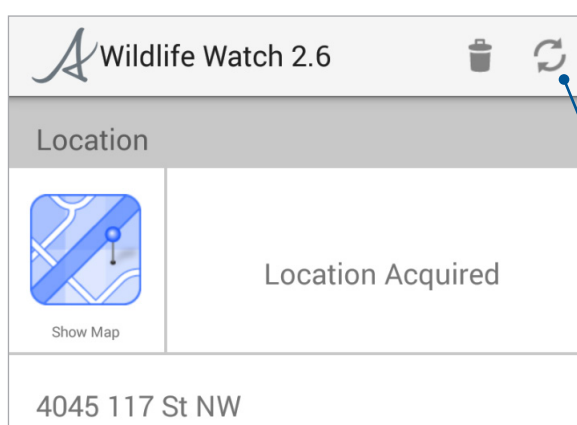


QUICK GUIDE TO ALBERTA WILDLIFE WATCH

- On your smartphone download Alberta Wildlife Watch from the **App Store** (for iPhone), the **Play Store** (for Android), or **BlackBerry World** (for BlackBerry). Look for the store icon on your smartphone.
- iPhone users need an Apple iTunes account and Android users need a Google account to download from the store (users also need an email account).
- Depending on your phone settings, the Alberta Wildlife Watch icon will appear either as:  or 
- Add your **Organization ID** (case sensitive): _____

TIPS FOR USE

- Do not use the application while driving.
- Your location at the time of submitting the report is **automatically** recorded. Wait for the smartphone to acquire your location.
- **TIP:** Quickly acquire your location by elevating your phone, using phone outside, stepping in another direction, and using the most recent version of Alberta Wildlife Watch.
- **Don't** open the map to hand select the location. The map option yields less accurate location data and is to be used only if you are away from the animal.
- **TIP:** Upload at least **one photo** of the animal carcass to the application by clicking on the camera icon and following the instructions.
- Remember to **submit** your report (icon at top right corner) when you are finished.
- Tap on the garbage can icon and Clear Fields to clear the report form without submitting it.



Android

SUBMIT
the report
when done



iPhone

Refer to the **Alberta Wildlife Watch Smartphone Application User Guide** (step-wise guide) available at your shop/office and online at:

<http://www.transportation.alberta.ca/6003.htm>